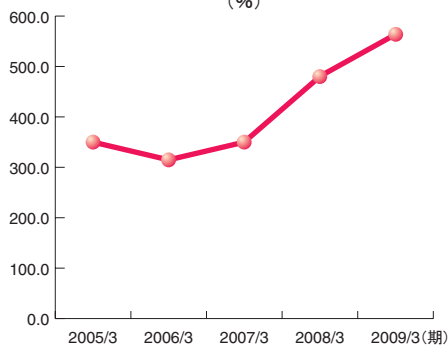


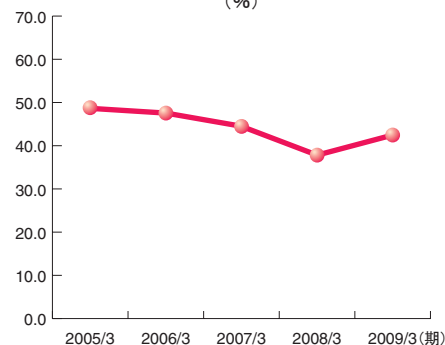
流動比率
Current ratio
(%)



流動比率	2005/3	2006/3	2007/3	2008/3	2009/3(期)
Current ratio	354.5	315.0	354.2	479.9	569.8

【注】流動比率=流動資産/流動負債×100
Current ratio = Current assets / Current liabilities × 100 (%)

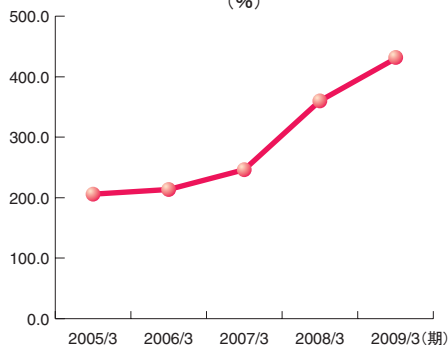
固定比率
Fixed assets ratio
(%)



固定比率	2005/3	2006/3	2007/3	2008/3	2009/3(期)
Fixed assets ratio	49.0	47.7	44.9	37.9	42.3

【注】固定比率=固定資産/純資産×100
Fixed assets ratio = Fixed assets / Net assets × 100 (%)

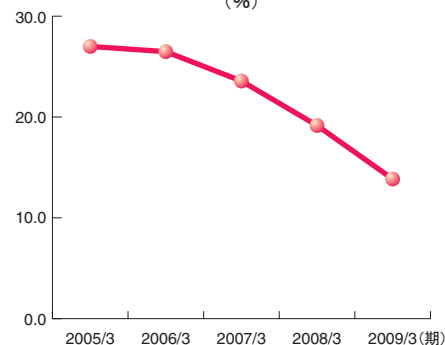
当座比率
Quick assets to current liabilities
(%)



当座比率	2005/3	2006/3	2007/3	2008/3	2009/3(期)
Quick assets to current liabilities	205.8	215.2	244.9	363.9	435.1

【注】当座比率=当座資産(現金及び預金+売上債権+有価証券)/流動負債×100
Quick assets to current liabilities = Current assets (Cash and time deposits+Credit, sales+Marketable securities)/Current liabilities × 100 (%)

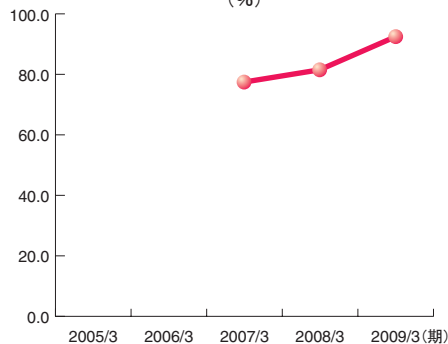
負債比率
Liabilities ratio
(%)



負債比率	2005/3	2006/3	2007/3	2008/3	2009/3(期)
Liabilities ratio	27.0	26.6	23.7	19.1	13.9

【注】負債比率=負債合計/純資産×100
Liabilities ratio = Total liabilities / Net assets × 100 (%)

株主資本比率
Shareholders' equity ratio
(%)



株主資本比率	2005/3	2006/3	2007/3	2008/3	2009/3(期)
Shareholders' equity ratio	—	—	78.1	81.8	93.2

【注】株主資本比率=株主資本/総資産×100
Shareholders' equity ratio = Shareholders' equity / Total assets × 100 (%)